

Fiber Optic Cable

FOR VOICE AND DATA TRANSMISSION



Page 1 of 27

Unlimited usage



long ride so infrastone fiber media converter
....Audio , video ,data and more



www.infrastone.com

www.infrastone.com

Milwaukee ,USA

Infrastone
The communications networks
of today and tomorrow



www.infrastone.com
Milwaukee ,USA



DIRECTORY

Active Components

Video Optical Transceiver.....	4-37
Media Converter.....	38-46
Media Converter Card.....	47
Media Converter Chassis.....	48-49
Fiber Optical Modem.....	50-52
Single Fiber Fusion Splicer.....	53-54
Optical Network Transceiver Manufacturer.....	56

Fibre Management


Panel/Termination Box.....	59-69
ODF.....	70-73
FTTH Series.....	75-82
Closure.....	83-95
Cassette/Splicing Protector.....	96

Optical Cable

Fiber.....	97-105
Indoor Cable.....	106-113
Universal Cable.....	114-124
Power Cable.....	125-135

Passive Components

Coupler/Splitter.....	136-144
Attenuator.....	145-147
Connector.....	148-157
Adapter.....	158-165
Pigtail.....	166-171
Patch Cord.....	172-180



Active Components

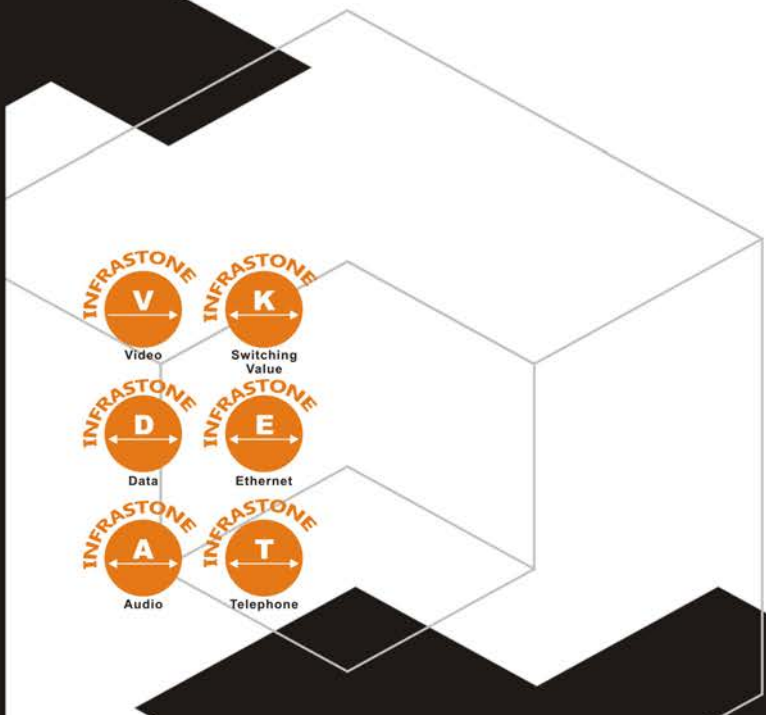
INFRASTONE[®]

- Video Optical Transceiver
- Media Converter
- Media Converter Card
- Chassis
- Optical Network Transceiver Manufacturer

Active Components

Video Optical Transceiver

We are the video/audio optical transmitter/receiver(multiplexer) suppliers for 2008 Olypic Games, 2010 Asia Games, 2011 Universiade ShenZhen. Check our catalogue for details of our most advanced technology.



Function

- ClassIII Thunder Protection** (Lightning bolt icon)
- AGC Automatic Overloading Adjustment** (AGC icon)
- No Interference** (Tower icon)
- HD High Definition(HD)** (HD icon)
- Instant Photoelectric Conversion** (Clock icon)
- Easy Installation in 5 min** (Wrench icon)
- Plug and Play** (Plug icon)

Video Optical Transceiver

Ring Network Video Optical Transceiver


DESCRIPTION

The Ring Network for Video Optical Transceiver, it has 16 transmitting nodes and 1 receiving node at most. And each node can be inserted 4 way video at most. 16 transmitting nodes and 1 receiving node is composed of the ring network through optical fiber. Under normal circumstances, the video and data of the 16 transmitting nodes will transmit to receiving node by the right fiber. If any side of the fiber disconnected, the system of the ring network video optical transceiver will initiate the automatic protection mechanism to make sure the regular work of the video and data.



APPLICATIONS

- Uncompressed full digital broadcast transmission
- Chain or ring network, possibility for extension/insertion anytime
- Automatically compatible with PAL/SECAM/NTSC video
- No simulation, frequency, phase and amplitude modulation, cross interference
- Support RS232,RS422,RS482, Manchester Code/ Biphase data
- 24 Bit PCM Audio Code
- Advanced self-adaption technology, usage without regulation
- With power, video, audio, data, optical path state and ethernet
- Industry specific ultra wide range of temperature (-40°C~+85°C) , adapt more environment
- Belt electro thermal pull plug
- Automatic protection of optical path in ring network



Ring Network Video Optical Transceiver

TECHNICAL SPECIFICATIONS

Optical Index				
Fiber interface	FC			
Transmission distance	20km			
Wavelength	1310/1550nm			
Ethernet Specification				
Physical connector	RJ 45			
Channels	2 ways			
Operating mode	10M/100M			
Video Specification				
Video interface	BNC			
Video in/output impedance	75Ω			
Video in/output voltage	(typical)1.0Vp-p/max 1.5Vp-p			
Frequency response	5Hz~7.5Hz			
Video format compatible	PAL, SECAM, NTSC			
Differential gain(10%-90%-APL)	< 1%			
Differential phase(10%-90%-APL)	< 0.6°			
Video SNR	≥68dB			
Data Characteristics				
Interface port	Industrial standard interface port			
Transmission speed	0~115.2Kbps			
BER	< 10 ⁻⁹			
Optical Budget				
Fiber type	MM	SM	SM	SM
Budget	20dBm	20dBm	22dBm	25dBm
Transmission Distance	2km	20km	40km	60km
Other Specification				
Dimension(mm)	480x270x447			
Working temperature(°C)	-40~+85			
Relative humidity	0~90%			
Power supply	DC:5V/5A5			
Sampling rate	15MHZ			
MTBF	≥100,000h			
Power adapter	INPUT:AC 100~240V 50/60Hz OUTPUT:DC 5V 5V			

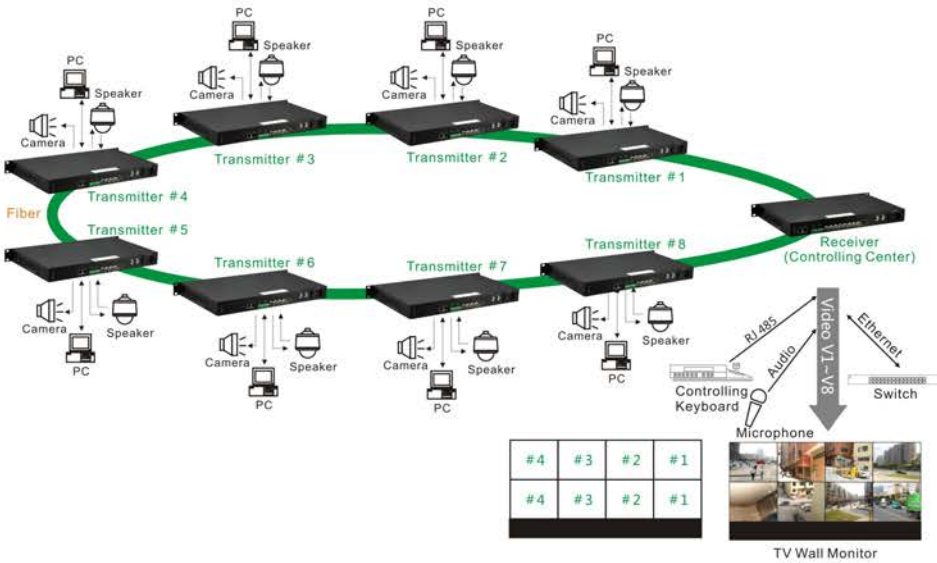
Video Optical Transceiver

Ring Network Video Optical Transceiver

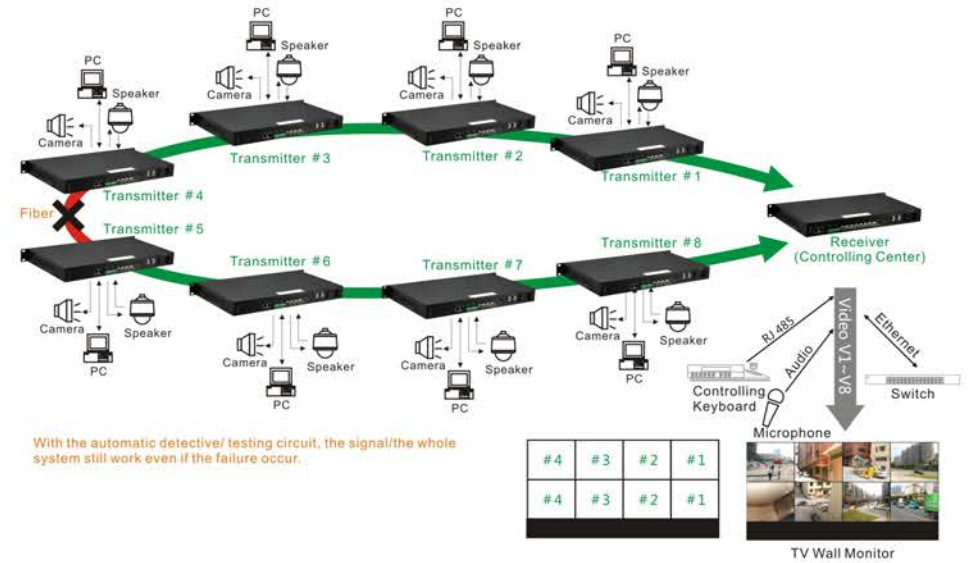
Ring Network Video Optical Transceiver

CONNECTING APPLICATION

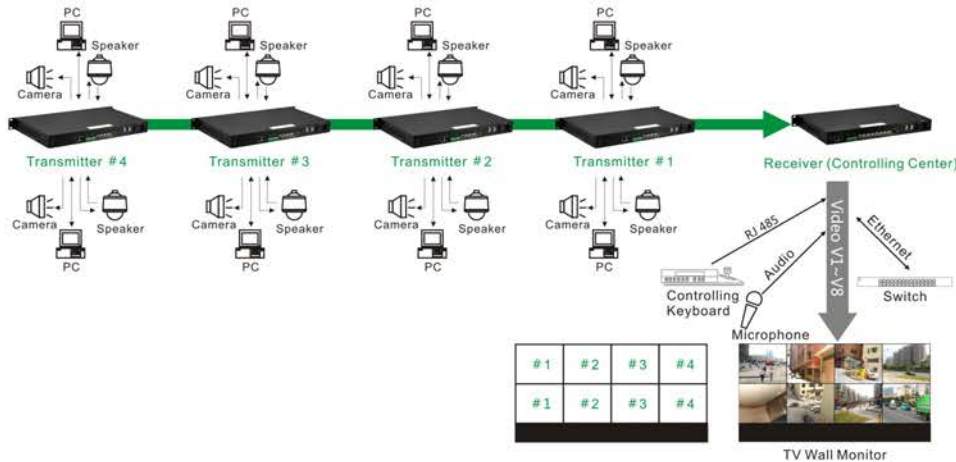
Video Optical Transceiver-Ring formation(Normal)



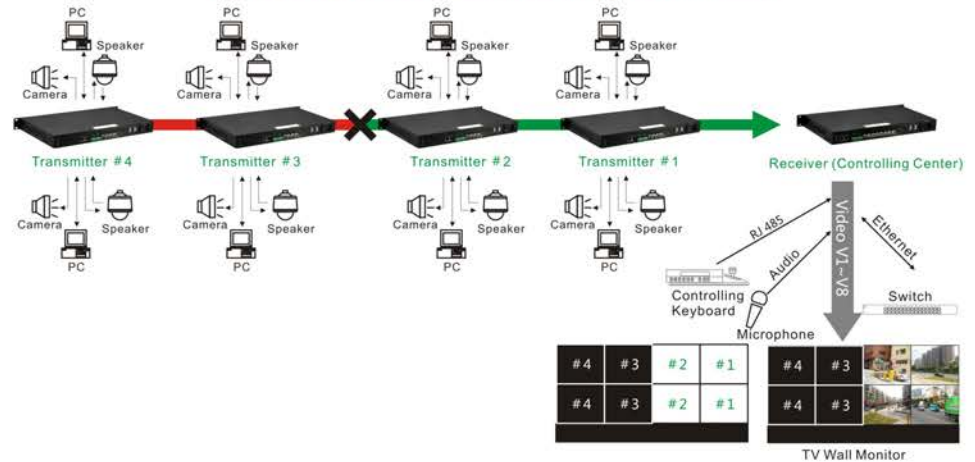
Video Optical Transceiver-Ring formation(Fiber disconnection)



Video Converter-Cascade Connection(Normal)



Video Converter-Cascade Connection(Fiber disconnection)



Video Optical Transceiver

1-Channel (Mini) Video/Data Digital Optical Converter

FEATURES

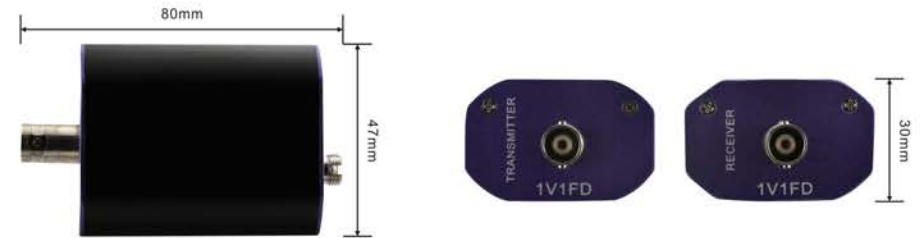
- Advanced process design, remarkable performance, small size design make it possible for special applications, such as inside the camera, directly mount on the video interface of the camera, ect;
- 10-digit coding and non-compression video transmission;
- Automatically reply for overloading protection;
- Status indicating;
- No electromagnetic, frequency and ground current interference;
- Surface mounted technology;
- Advanced auto-adaptive technology avoiding on-site electric or optical adjustment;
- LED status indicating the operation of the surveillance;

APPLICATIONS

- Intelligent Transportation System
- Connection of Sub-network for Surveillance Center
- Public Security Surveillance
- High Way & Toll Station Surveillance
- High Quality Video Conference
- Industrial Closed Circuit Television Surveillance
- TV-live ,audio, phone, Ethernet, transmission



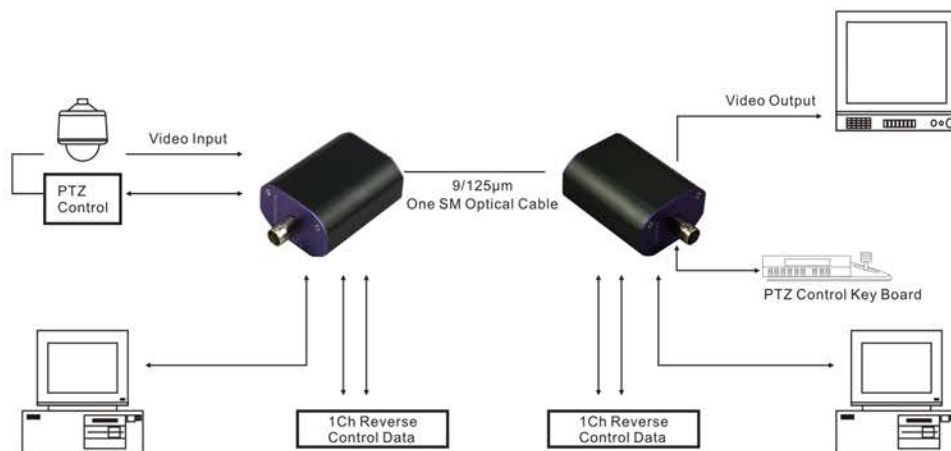
1-Channel (Mini) Video/Data Digital Optical Converter



TECHNICAL SPECIFICATIONS

Video Specification	Port	1			
	Video interface	BNC			
	Video in/output impedance	75Ω			
	Video in/output voltage	(typical)1.0Vp-p max 1.5Vp-p			
	Bandwidth	5-8MHz			
	Differential gain	<1% (typical)			
	Differential phase	<0.6°			
	SNR	≥68dB			
	Field gradient	<0.5%			
	Data Characteristics	Physical connector	phoenix contact (DATA)		
Data connector		RS-485/422,RS232			
Channels of data		forward and reverse path data multi-channels			
Interface port		Industrial standard interface port			
Environment Specification	Working temperature(°C)	-30~+75			
	Storage temperature(°C)	-40~+85			
	Relative humidity	0~95%			
Optical Budget	Fiber type	MM	SM	SM	SM
	Budget	20dBm	20dBm	22dBm	25dBm
	Transmission Distance	2km	20km	40km	60km
	Dimension(mm)	80x47x30			
Other Specification	Rated voltage	AC220V/50Hz			
	Power supply	DC 5V/1A			
	Power	≤5W			
	Sampling rate	15MHZ			
	MTBF	≥100,000h			

CONNECTING APPLICATION



Video Optical Transceiver

1-Channel Video/Data Digital Optical Converter

FEATURES

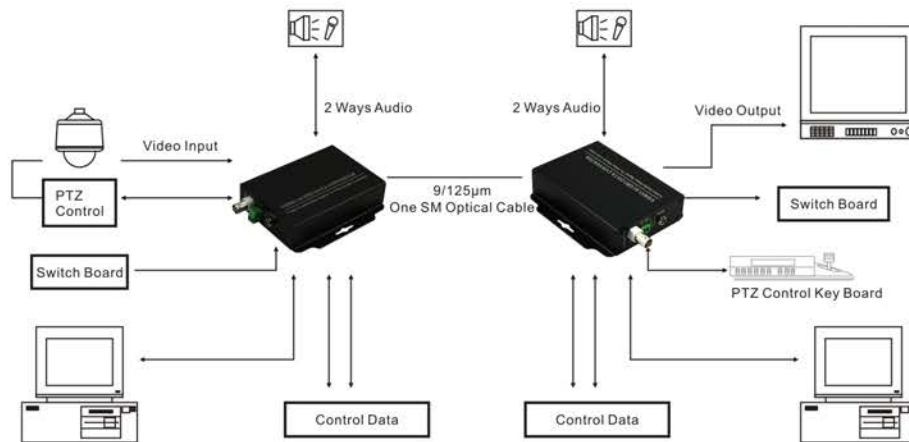
- 10-digit coding and non-compression video transmission;
- Automatically reply for overloading protection;
- Status indicating;
- No electromagnetic, frequency and ground current interference;
- Surface mounted technology;
- Advanced auto-adaptive technology avoiding on-site electric or optical adjustment;
- LED status indicating the operation of the surveillance.

APPLICATIONS


- Intelligent Transportation System
- Connection of Sub-network for Surveillance Center
- Public Security Surveillance
- High Way & Toll Station Surveillance
- High Quality Video Conference
- Industrial Closed Circuit Television Surveillance
- TV-live ,audio, phone, Ethernet, transmission



CONNECTING APPLICATION



1-Channel Video/Data Digital Optical Converter



TECHNICAL SPECIFICATIONS

Video Specification	Port	1			
	Video interface	BNC			
	Video in/output impedance	75Ω			
	Video in/output voltage	(typical)1.0Vp-p max 1.5Vp-p			
	Bandwidth	5-8MHz			
	Differential gain	<1% (typical)			
	Differential phase	<0.6°			
	SNR	≥68dB			
	Field tile	<0.5%			
	Data Characteristics	Physical connector	phoenix contact (DATA)		
Data connector		RS-485/422,RS232			
Channels of data		forward and reverse path data multi-channels			
Interface port		Industrial standard interface port			
Environment Specification	Working temperature(°C)	-30~+75			
	Storage temperature(°C)	-40~+85			
	Relative humidity	0~95%			
Optical Budget	Fiber type	MM	SM	SM	SM
	Budget	20dBm	20dBm	22dBm	25dBm
	Transmission Distance	2km	20km	40km	60km
	Other Specification	Dimension(mm)	133x107x28		
Rated voltage		AC220V/50Hz			
Power supply		DC 5V/1A			
Power		≤5W			
Sampling rate		15MHZ			
MTBF	≥100,000h				

Video Optical Transceiver

1-Channel Multi-Function Digital Optical Converter

FEATURES


- 10-digit coding video and 24-gigit coding audio transmission;
- Automatically reply for overloading protection;
- Status indicating;
- No electromagnetic, frequency and ground current interference;
- Surface mounted technology;
- Audio input/output impedance: 600Ω (unbalanced/ balanced);
- Advanced auto-adaptive technology avoiding on-site electric or optical adjustment;
- LED status indicating the operation of the surveillance.



APPLICATIONS

- Intelligent Transportation System
- Connection of Sub-network for Surveillance Center
- Public Security Surveillance
- High Way & Toll Station Surveillance
- High Quality Video Conference
- Industrial Closed Circuit Television Surveillance
- TV-live , audio, phone, Ethernet, transmission

CONNECTING APPLICATION



1-Channel Multi-Function Digital Optical Converter



TECHNICAL SPECIFICATIONS

Video Specification	
Port	1
Video interface	BNC
Video in/output impedance	75Ω
Video in/output voltage	(typical)1.0Vp-p/max 1.5Vp-p
Bandwidth	5-8MHz
Differential gain	<1% (typical)
Differential phase	<0.6°
SNR	≥68dB
Field gradient	<0.5%

Audio Specification	
Audio channel	forward/reverse audio
In/output impedance	600Ω
In/output voltage	2.0Vp-p(max)
Frequency response	10Hz~20Hz
Audio digital bit wide	25Bit DVD
SNR	≥80dB
Non-linear distortion factor	1%
Data interface type	Industrial standard interface port

Data Characteristics	
Physical connector	phoenix contact (DATA)
Data connector	RS-485/422,RS232
Channels of data	forward and reverse path data multi-channels
Interface port	Industrial standard interface port

Switching Value Characteristics	
Physical connector	Industrial standard connector port
Alarm output	Support any type of active or passive alarm output
Data Interface	Support TTL, RS-232/485/422 or relay output

Ethernet Specification	
Physical connector	Cut 5 RJ45 port
10/100M Auto adaptation ethernet interface	Full/half duplex, MDX, Support IEEE802.3 10/100BASE-T ethernet standard

Environment Specification	
Working temperature(°C)	-30~ +75
Storage temperature(°C)	-40~ +85
Relative humidity	0~95%

Optical Budget				
Fiber type	MM	SM	SM	SM
Budget	20dBm	20dBm	22dBm	25dBm
Transmission Distance	2km	20km	40km	60km

Other Specification	
Dimension(mm)	176x176x46
Input rating voltage	AC220V/50Hz
Power supply	DC 5V/2A
Power	≤5W
Sampling rate	15MHZ
MTBF	≥100,000h

Video Optical Transceiver

MODEL

No.	Model	Descriptor	Number of optical	Number of port
1	ISV-1WVT	1 way video transmitter	1	1
	ISV-1WVR	1 way video receiver	1	1
Video+Data				
2	ISV-1WV/1WRVDT	1 way video 1 way reverse data transmitter	1	1
	ISV-1WV/1WRVDR	1 way video 1 way reverse data receiver	1	1
3	ISV-1WV/1WBTD	1 way video 1 way bidirection data transmitter	1	1
	ISV-1WV/1WBDR	1 way video 1 way bidirection data receiver	1	1
4	ISV-1WV/2WBTD	1 way video 2 way bidirection data transmitter	1	1
	ISV-1WV/2WBDR	1 way video 2 way bidirection data receiver	1	1
5	ISV-1WV/4WBTD	1 way video 4 way bidirection data transmitter	1	2
	ISV-1WV/4WBDR	1 way video 4 way bidirection data receiver	1	2
Video+Audio				
6	ISV-1WV/1WBADT	1 way video 1 way bidirection audio transmitter	1	1
	ISV-1WV/1WBADR	1 way video 1 way bidirection audio receiver	1	1
7	ISV-2WV/2WBADT	1 way video 2 way bidirection audio transmitter	1	1
	ISV-2WV/2WBADR	1 way video 2 way bidirection audio receiver	1	1
8	ISV-4WV/2WBADT	1 way video 4 way bidirection audio transmitter	1	2
	ISV-4WV/2WBADR	1 way video 4 way bidirection audio receiver	1	2

2-Channel Video/Data Digital Optical Converter

FEATURES

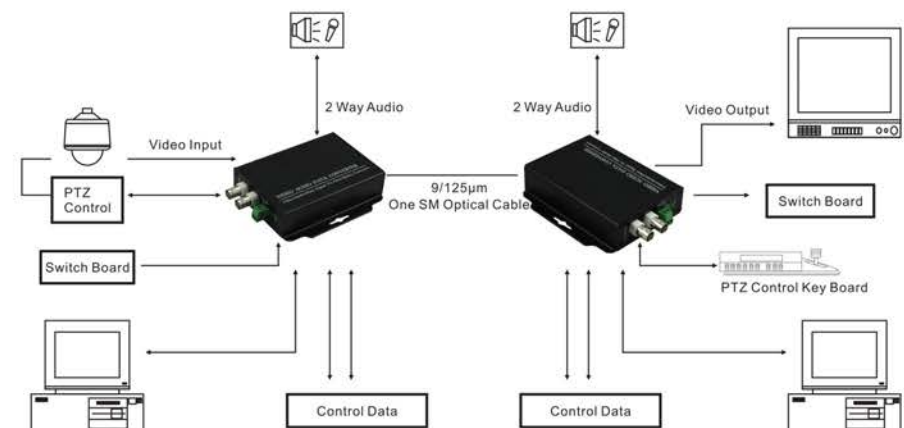
- 10-digit coding and non-compression video transmission;
- Automatically reply for overloading protection;
- Status indicating;
- No electromagnetic, frequency and ground current interference;
- Surface mounted technology;
- Advanced auto-adaptive technology avoiding on-site electric or optical adjustment;
- LED status indicating the operation of the surveillance.

APPLICATIONS

- Intelligent Transportation System
- Connection of Sub-network for Surveillance Center
- Public Security Surveillance
- High Way & Toll Station Surveillance
- High Quality Video Conference
- Industrial Closed Circuit Television Surveillance
- TV-live ,audio, phone, Ethernet, transmission



CONNECTING APPLICATION



Video Optical Transceiver

2-Channel Multi-Function Digital Optical Converter



TECHNICAL SPECIFICATIONS

Video Specification

Port	2
Video interface	BNC
Video in/output impedance	75Ω
Video in/output voltage	(typical)1.0Vp-p/max 1.5Vp-p
Bandwidth	5-8MHz
Differential gain	<1% (typical)
Differential phase	<0.6
SNR	≥68dB
Field gradient	<0.5%

Data Characteristics

Physical connector	phoenix contact (DATA)
Data connector	RS-485/422,RS232
Channels of data	forward and reverse path data multi-channels
Interface port	Industrial standard interface port

Ethernet Specification

Physical connector	Cut 5 RJ 45 port
10/100M Auto adaptation ethernet interface	Full/half duplex, MDX, Support IEEE802.3 10/100BASE-T ethernet standard

Audio Specification

Audio channel	forward/reverse audio
In/output impedance	600Ω
In/output voltage	2.0Vp-p(max)
Frequency response	10Hz~20Hz
Audio digital bit wide	25Bit DVD
SNR	≥80dB
Non-linear distortion factor	1%
Data interface type	Industrial standard interface port

Switching Value Characteristics

Physical connector	Industrial standard connector port
Alarm output	Support any type of active or passive alarm output
Data Interface	Support TTL, RS-232/485/422 or relay output

Environment Specification

Working temperature(°C)	-30~ +75
Storage temperature(°C)	-40~ +85
Relative humidity	0~95%

Optical Budget

Fiber type	MM	SM	SM	SM
Budget	20dBm	20dBm	22dBm	25dBm
Transmission Distance	2km	20km	40km	60km

Other Specification

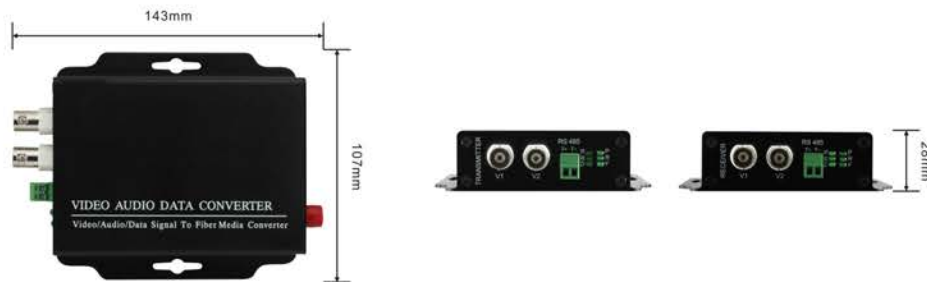
Dimension(mm)	176x176x47
Input rating voltage	AC220V/50Hz
Power supply	DC 5V/2A
Power	≤5W
Sampling rate	15MHZ
MTBF	≥100,000h

MODEL

No.	Model	Descriptor	Number of optical	Number of port
1	ISV-2WVT	2 way video transmitter	1	1
	ISV-2WVT	2 way video receiver	1	1
Video+Data				
2	ISV-2WV/1WRDT	2 way video 1 way reverse data transmitter	1	1
	ISV-2WV/1WRDR	2 way video 1 way reverse data receiver	1	1
3	ISV-2WV/1WBDDT	2 way video 1 way bidirection data transmitter	1	1
	ISV-2WV/1WBDR	2 way video 1 way bidirection data receiver	1	1
4	ISV-2WV/2WBDDT	2 way video 2 way bidirection data transmitter	1	1
	ISV-2WV/2WBDR	2 way video 2 way bidirection data receiver	1	1
5	ISV-2WV/4WBDDT	2 way video 4 way bidirection data transmitter	1	2
	ISV-2WV/4WBDR	2 way video 4 way bidirection data receiver	1	2
Video+Audio				
6	ISV-2WV/4WBAT	2 way video 1 way bidirection audio transmitter	1	1
	ISV-2WV/1WBAR	2 way video 1 way bidirection audio receiver	1	1
7	ISV-2WV/2WBAT	2 way video 2 way bidirection audio transmitter	1	1
	ISV-2WV/2WBAR	2 way video 2 way bidirection audio receiver	1	1
8	ISV-2WV/4WBAT	2 way video 4 way bidirection audio transmitter	1	2
	ISV-2WV/4WBAR	2 way video 4 way bidirection audio receiver	1	2

Video Optical Transceiver

2-Channel Video/Data Digital Optical Converter



TECHNICAL SPECIFICATIONS

Video Specification	Port	2			
	Video interface	BNC			
	Video in/output impedance	75Ω			
	Video in/output voltage	(typical)1.0Vp-p max 1.5Vp-p			
	Bandwidth	5-8MHz			
	Differential gain	<1% (typical)			
	Differential phase	<0.6°			
	SNR	≥68dB			
	Field gradient	<0.5%			
	Data Characteristics	Physical connector	phoenix contact (DATA)		
Data connector		RS-485/422,RS232			
Channels of data		forward and reverse path data multi-channels			
Interface port		Industrial standard interface port			
Environment Specification	Working temperature(°C)	-30~+75			
	Storage temperature(°C)	-40~+85			
	Relative humidity	0~95%			
Optical Budget	Fiber type	MM	SM	SM	SM
	Budget	20dBm	20dBm	22dBm	25dBm
	Transmission Distance	2km	20km	40km	60km
	Dimension(mm)	143x107x28			
Other Specification	Rated voltage	AC220V/50Hz			
	Power supply	DC 5V/2A			
	Power	≤5W			
	Sampling rate	15MHZ			
	MTBF	≥100,000h			

2-Channel Multi-Function Digital Optical Converter

FEATURES


- 10-digit coding video and 24-gigit coding audio transmission;
- Automatically reply for overloading protection;
- Status indicating;
- No electromagnetic, frequency and ground current interference;
- Surface mounted technology;
- Audio input/output impedance: 600Ω (unbalanced/balanced);
- Advanced auto-adaptive technology avoiding on-site electric or optical adjustment;
- LED status indicating the operation of the surveillance.

APPLICATIONS

- Intelligent Transportation System
- Connection of Sub-network for Surveillance Center
- Public Security Surveillance
- High Way & Toll Station Surveillance
- High Quality Video Conference
- Industrial Closed Circuit Television Surveillance
- TV-live ,audio, phone, Ethernet, transmission



CONNECTING APPLICATION



Video Optical Transceiver

MODEL

No.	Model	Descriptor	Number of optical	Number of port
1	ISV-4WVT	4 way video transmitter	1	1
	ISV-4WVR	4 way video receiver	1	1
Video+Data				
2	ISV-4WV/1WRVDT	4 way video 1 way reverse data transmitter	1	1
	ISV-4WV/1WRVDR	4 way video 1 way reverse data receiver	1	1
3	ISV-4WV/1WBTD	4 way video 1 way bidirection data transmitter	1	1
	ISV-4WV/1WBDR	4 way video 1 way bidirection data receiver	1	1
4	ISV-4WV/2WBTD	4 way video 2 way bidirection data transmitter	1	2
	ISV-4WV/2WBDR	4 way video 2 way bidirection data receiver	1	2
5	ISV-4WV/4WBTD	4 way video 4 way bidirection data transmitter	1	2
	ISV-4WV/4WBDR	4 way video 4 way bidirection data receiver	1	2
Video+Audio				
6	ISV-4WV/1WBAT	4 way video 1 way bidirection audio transmitter	1	2
	ISV-4WV/1WBAR	4 way video 1 way bidirection audio receiver	1	2
7	ISV-4WV/2WBAT	4 way video 2 way bidirection audio transmitter	1	2
	ISV-4WV/2WBAR	4 way video 2 way bidirection audio receiver	1	2
8	ISV-4WV/4WBAT	4 way video 4 way bidirection audio transmitter	1	2
	ISV-4WV/4WBAR	4 way video 4 way bidirection audio receiver	1	2

8-Channel Video/Data Digital Optical Converter

FEATURES

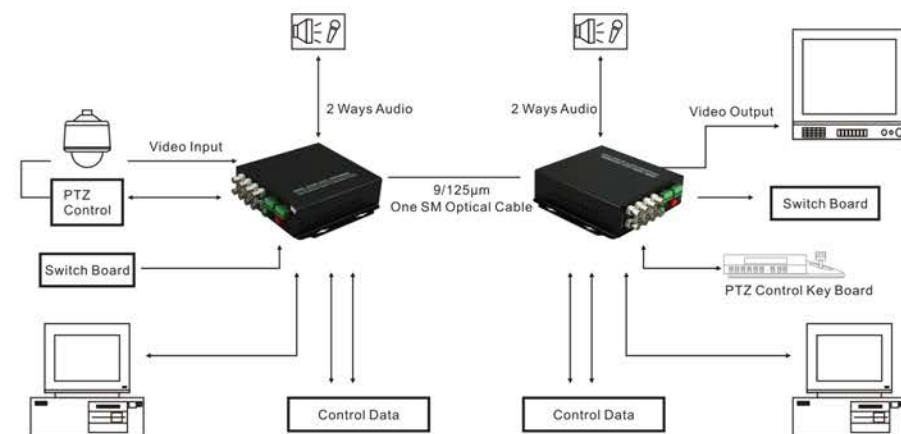
- 10-digit coding and non-compression video transmission ;
- Automatically reply for overloading protection ;
- Status indicator ;
- No battery interference, no radio frequency interference, no terrestrial currency effect ;
- Surface mounted technology ;
- Advanced auto-adaptive technology avoiding on-site electric or optical adjustment ;
- Power supply and other parameters of the LED status indicator can show the operation of the surveillance ;

APPLICATIONS

- Intelligent Transportation System
- Connection of Sub-network for Surveillance Center
- Public Security Surveillance
- High Way & Toll Station Surveillance
- High Quality Video Conference
- Industrial Closed Circuit Television Surveillance
- Coliseum using for TV-live ,audio transmission .



CONNECTING APPLICATION



Video Optical Transceiver

4-Channel Video/Data Digital Optical Converter

FEATURES

- 10-digit coding and non-compression video transmission;
- Automatically reply for overloading protection;
- Status indicating;
- No electromagnetic, frequency and ground current interference;
- Surface mounted technology;
- Advanced auto-adaptive technology avoiding on-site electric or optical adjustment;
- LED status indicating the operation of the surveillance.



APPLICATIONS

- Intelligent Transportation System
- Connection of Sub-network for Surveillance Center
- Public Security Surveillance
- High Way & Toll Station Surveillance
- High Quality Video Conference
- Industrial Closed Circuit Television Surveillance
- TV-live ,audio, phone, Ethernet, transmission



CONNECTING APPLICATION



4-Channel Video/Data Digital Optical Converter




TECHNICAL SPECIFICATIONS

Video Specification	Port	4			
	Video interface	BNC			
	Video in/output impedance	75Ω			
	Video in/output voltage	(typical)1.0Vp-p max 1.5Vp-p			
	Bandwidth	5-8MHz			
	Differential gain	<1% (typical)			
	Differential phase	<0.6°			
	SNR	≥68dB			
	Field gradient	<0.5%			
	Data Characteristics	Physical connector	phoenix contact (DATA)		
Data connector		RS-485/422,RS232			
Channels of data		forward and reverse path data multi-channels			
Interface port		Industrial standard interface port			
Environment Specification	Working temperature(°C)	-30~+75			
	Storage temperature(°C)	-40~+85			
	Relative humidity	0~95%			
Optical Budget	Fiber type	MM	SM	SM	SM
	Budget	20dBm	20dBm	22dBm	25dBm
	Transmission Distance	2km	20km	40km	60km
Other Specification	Dimension(mm)	176x176x28			
	Rated voltage	AC220V/50Hz			
	Power supply	DC 5V/2A			
	Power	≤10W			
	Sampling rate	15MHZ			
	MTBF	≥100,000h			

Video Optical Transceiver

8-Channel Multi-Function Digital Optical Converter



TECHNICAL SPECIFICATIONS

Video Specification	
Port	8
Video interface	BNC
Video in/output impedance	75Ω
Video in/output voltage	(typical)1.0Vp-p/max 1.5Vp-p
Bandwidth	5-8MHz
Differential gain	<1% (typical)
Differential phase	<0.6
SNR	≥68dB
Field gradient	<0.5%

Audio Specification	
Audio channel	forward/reverse audio
In/output impedance	600Ω
In/output voltage	2.0Vp-p(max)
Frequency response	10Hz~20Hz
Audio digital bit wide	25Bit DVD
SNR	≥80dB
Non-linear distortion factor	1%
Data interface type	Industrial standard interface port

Data Characteristics	
Physical connector	phoenix contact (DATA)
Data connector	RS-485/422,RS232
Channels of data	forward and reverse path data multi-channels
Interface port	Industrial standard interface port

Ethernet Specification	
Physical connector	Cut 5 RJ 45 port
10/100M Auto adaptation ethernet interface	Full/half duplex, MDX, Support IEEE802.3 10/100BASE-T ethernet standard

Switching Value Characteristics	
Physical connector	Industrial standard connector port
Alarm output	Support any type of active or passive alarm output
Data Interface	Support TTL, RS-232/485/422 or relay output

Environment Specification	
Working temperature(°C)	-30~ +75
Storage temperature(°C)	-40~ +85
Relative humidity	0~95%

Optical Budget				
Fiber type	MM	SM	SM	SM
Budget	20dBm	20dBm	22dBm	25dBm
Transmission Distance	2km	20km	40km	60km

Other Specification	
Dimension(mm)	176x176x68
Rated voltage	AC220V/50Hz
Power supply	DC 5V/2A
Power	≤10W
Sampling rate	15MHZ
MTBF	≥100,000h

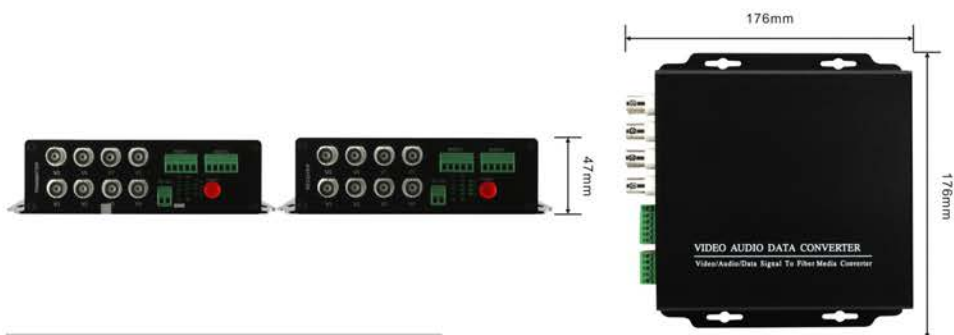
MODEL

No.	Model	Descriptor	Number of optical	Number of port
1	ISV-8WVT	8 way video transmitter	1	2
	ISV-8WVR	8 way video receiver	1	2
Video+Data				
2	ISV-8WV/1WRVDT	8 way video 1 way reverse data transmitter	1	2
	ISV-8WV/1WRVDR	8 way video 1 way reverse data receiver	1	2
3	ISV-8WV/1WBTD	8 way video 1 way bidirection data transmitter	1	2
	ISV-8WV/1WBDR	8 way video 1 way bidirection data receiver	1	2
4	ISV-8WV/2WBTD	8 way video 2 way bidirection data transmitter	1	2
	ISV-8WV/2WBDR	8 way video 2 way bidirection data receiver	1	2
5	ISV-8WV/4WBTD	8 way video 4 way bidirection data transmitter	1	2
	ISV-8WV/4WBDR	8 way video 4 way bidirection data receiver	1	2
Video+Audio				
6	ISV-8WV/1WBAT	8 way video 1 way bidirection audio transmitter	1	2
	ISV-8WV/1WBAR	8 way video 1 way bidirection audio receiver	1	2
7	ISV-8WV/2WBAT	8 way video 2 way bidirection audio transmitter	1	2
	ISV-8WV/2WBAR	8 way video 2 way bidirection audio receiver	1	2
8	ISV-8WV/4WBAT	8 way video 4 way fbidirection audio transmitter	1	2
	ISV-8WV/4WBAR	8 way video 4 way bidirection audio receiver	1	2

ISV-8WV/4WBAR = Infrastone 8 way video / 4 way bidirection audio receiver

Video Optical Transceiver

8-Channel Video/Data Digital Optical Converter



TECHNICAL SPECIFICATIONS

Video Specification	Port	8			
	Video interface	BNC			
	Video in/output impedance	75Ω			
	Video in/output voltage	(typical)1.0Vp-p max 1.5Vp-p			
	Bandwidth	5-8MHz			
	Differential gain	<1% (typical)			
	Differential phase	<0.6°			
	SNR	≥68dB			
	Field gradient	<0.5%			
Data Characteristics	Physical connector	phoenix contact (DATA)			
	Data connector	RS-485/422,RS232			
	Channels of data	forward and reverse path data multi-channels			
	Interface port	Industrial standard interface port			
Environment Specification	Working temperature(°C)	-30~+75			
	Storage temperature(°C)	-40~+85			
	Relative humidity	0~95%			
Optical Budget	Fiber type	MM	SM	SM	SM
	Budget	20dBm	20dBm	22dBm	25dBm
	Transmission Distance	2km	20km	40km	60km
	Dimension(mm)	176x176x47			
Other Specification	Rated voltage	AC220V/50Hz			
	Power supply	DC 5V/2A			
	Power	≤10W			
	Sampling rate	15MHZ			
	MTBF	≥100,000h			

27

8-Channel Multi-Function Digital Optical Converter

FEATURES

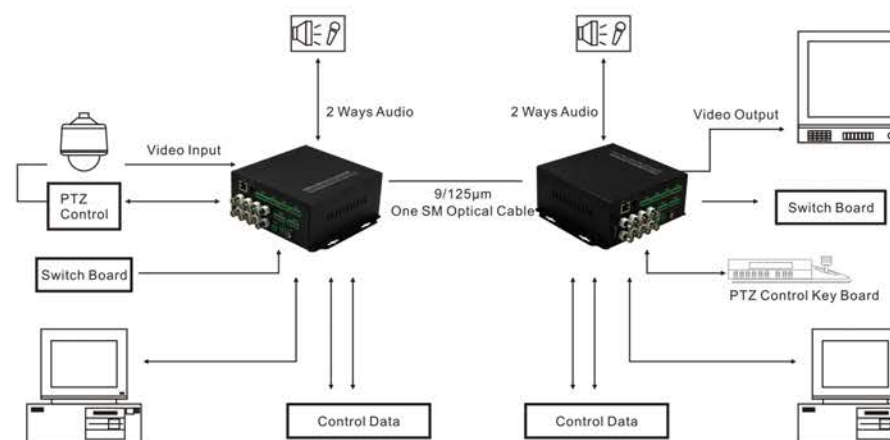
- 10-digit coding video and 24-gigit coding audio transmission;
- Automatically reply for overloading protection;
- Status indicating;
- No electromagnetic, frequency and ground current interference;
- Surface mounted technology;
- Audio input/output impedance: 600Ω (unbalanced/balanced);
- Advanced auto-adaptive technology avoiding on-site electric or optical adjustment;
- LED status indicating the operation of the surveillance.

APPLICATIONS

- Intelligent Transportation System
- Connection of Sub-network for Surveillance Center
- Public Security Surveillance
- High Way & Toll Station Surveillance
- High Quality Video Conference
- Industrial Closed Circuit Television Surveillance
- TV-live ,audio, phone, Ethernet, transmission



CONNECTING APPLICATION



28

Video Optical Transceiver

16-Channel Multi-Function Digital Optical Converter

FEATURES

- 10-digit coding video and 24-gigit coding audio transmission;
- Automatically reply for overloading protection;
- Status indicating;
- No electromagnetic, frequency and ground current interference;
- Surface mounted technology;
- Audio input/output impedance: 600Ω (unbalanced/balanced);
- Advanced auto-adaptive technology avoiding on-site electric or optical adjustment;
- LED status indicating the operation of the surveillance.

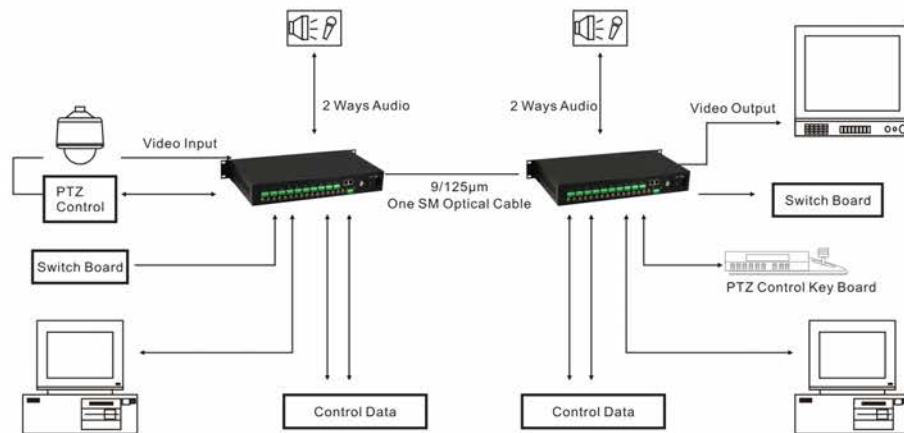


APPLICATIONS


- Intelligent Transportation System
- Connection of Sub-network for Surveillance Center
- Public Security Surveillance
- High Way & Toll Station Surveillance
- High Quality Video Conference
- Industrial Closed Circuit Television Surveillance
- TV-live ,audio, phone, Ethernet, transmission



CONNECTING APPLICATION



16-Channel Multi-Function Digital Optical Converter



TECHNICAL SPECIFICATIONS

Video Specification	
Port	16
Video interface	BNC
Video in/output impedance	75Ω
Video in/output voltage	(typical)1.0Vp-p/max 1.5Vp-p
Bandwidth	5-8MHz
Differential gain	<1% (typical)
Differential phase	<0.6
SNR	≥68dB
Field gradient	<0.5%

Audio Specification	
Audio channel	forward/reverse audio
In/output impedance	490mm 600Ω
In/output voltage	2.0Vp-p(max)
Frequence response	10Hz~20Hz
Audio digital bit wide	25Bit DVD
SNR	≥80dB
Non-linear distortion factor	1%
Data interface type	Industrial standard interface port

Data Characteristics	
Physical connector	phoenix contact (DATA)
Data connector	RS-485/422,RS232
Channels of data	forward and reverse path data multi-channels
Interface port	Industrial standard interface port

Switching Value Characteristics	
Physical connector	Industrial standard connector port
Alarm output	Support any type of active or passive alarm output
Data Interface	Support TTL, RS-232/485/422 or relay output

Ethernet Specification	
Physical connector	Cut 5 RJ 45 port
10/100M Auto adaptation ethernet interface	Full/half duplex, MDX, Support IEEE802.3 10/100BASE-T ethernet standard

Environment Specification	
Working temperature(°C)	-30~ +75
Storage temperature(°C)	-40~ +85
Relative humidity	0~95%

Optical Budget				
Fiber type	MM	SM	SM	SM
Budget	20dBm	20dBm	22dBm	25dBm
Transmission Distance	2km	20km	40km	60km

Other Specification	
Dimension(mm)	490x290x65
Rated voltage	AC220V/50Hz
Power supply	DC 5V/5A
Power	≤20W
Sampling rate	15MHZ
MTBF	≥100,000h

Video Optical Transceiver

16-Channel Multi-Function Digital Optical Converter

FEATURES

- 10-digit coding and non-compression video transmission;
- Automatically reply for overloading protection;
- Status indicating;
- No electromagnetic, frequency and ground current interference;
- Surface mounted technology;
- Advanced auto-adaptive technology avoiding on-site electric or optical adjustment;
- LED status indicating the operation of the surveillance.

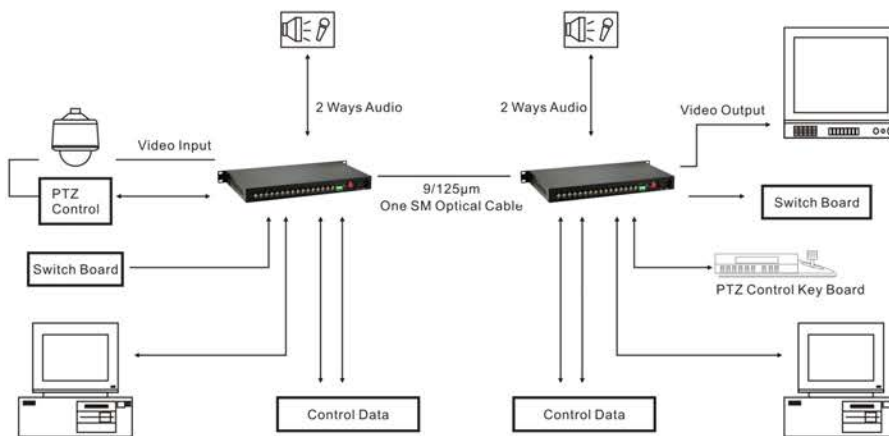


APPLICATIONS

- Intelligent Transportation System
- Connection of Sub-network for Surveillance Center
- Public Security Surveillance
- High Way & Toll Station Surveillance
- High Quality Video Conference
- Industrial Closed Circuit Television Surveillance
- TV-live ,audio, phone, Ethernet, transmission



CONNECTING APPLICATION




16-Channel Multi-Function Digital Optical Converter



TECHNICAL SPECIFICATIONS

Video Specification	Port	16			
	Video interface	BNC			
	Video in/output impedance	75Ω			
	Video in/output voltage	(typical)1.0Vp-p max 1.5Vp-p			
	Bandwidth	5-8MHz			
	Differential gain	<1% (typical)			
	Differential phase	<0.6°			
	SNR	≥68dB			
	Field gradient	<0.5%			
	Data Characteristics	Physical connector	phoenix contact (DATA)		
Data connector		RS-485/422,RS232			
Channels of data		forward and reverse path data multi-channels			
Interface port		Industrial standard interface port			
Environment Specification	Working temperature(°C)	-30~+75			
	Storage temperature(°C)	-40~+85			
	Relative humidity	0~95%			
Optical Budget	Fiber type	MM	SM	SM	SM
	Budget	20dBm	20dBm	22dBm	25dBm
	Transmission Distance	2km	20km	40km	60km
Other Specification	Dimension(mm)	490x255x45			
	Rated voltage	AC220V/50Hz			
	Power supply	DC 5V/5A			
	Power	≤20W			
	Sampling rate	15MHZ			
	MTBF	≥100,000h			

Video Optical Transceiver



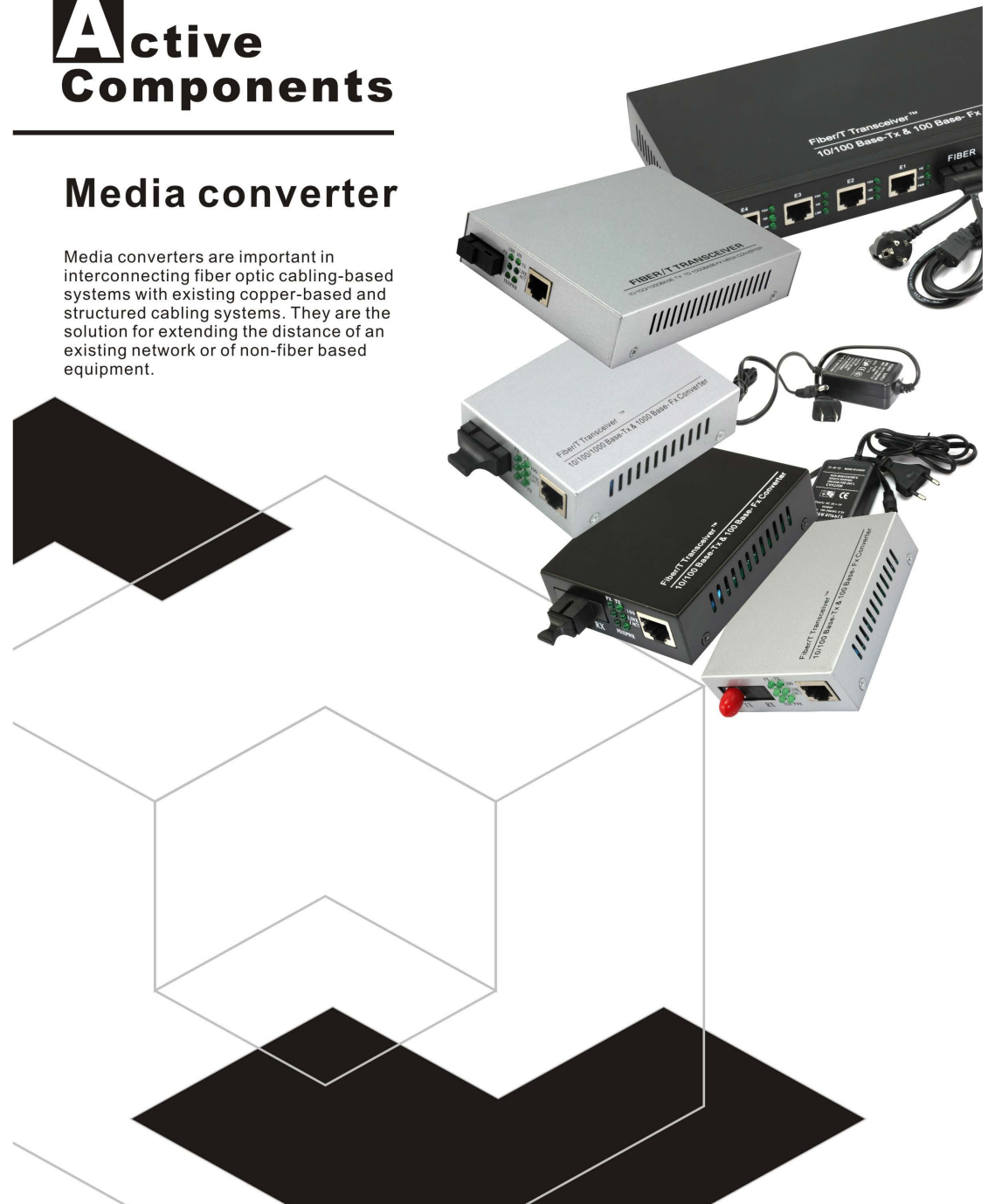
TECHNICAL SPECIFICATIONS

Video Specification	Port	18/72			
	Video interface	BNC			
	Video in/output impedance	75Ω			
	Video in/output voltage	(typical)1.0Vp-p max 1.5Vp-p			
	Bandwidth	5-8MHz			
	Differential gain	<1% (typical)			
	Differential phase	<0.6°			
	SNR	≥68dB			
Data Characteristics	Field gradient	<0.5%			
	Physical connector	phoenix contact (DATA)			
	Data connector	RS-485/422,RS232			
	Channels of data	forward and reverse path data multi-channels			
Environment Specification	Interface port	Industrial standard interface port			
	Working temperature(°C)	-30~+75			
	Storage temperature(°C)	-40~+85			
	Relative humidity	0~95%			
Optical Budget	Fiber type	MM	SM	SM	SM
	Budget	20dBm	20dBm	22dBm	25dBm
	Transmission Distance	2km	20km	40km	60km
	Other Specification	Dimension(mm)	490x298x177		
Rated voltage		AC220V/50Hz			
Power supply		DC 5V/5A			
Power		≤20W			
Sampling rate		15MHZ			
MTBF		≥100,000h			

Active Components

Media converter

Media converters are important in interconnecting fiber optic cabling-based systems with existing copper-based and structured cabling systems. They are the solution for extending the distance of an existing network or of non-fiber based equipment.

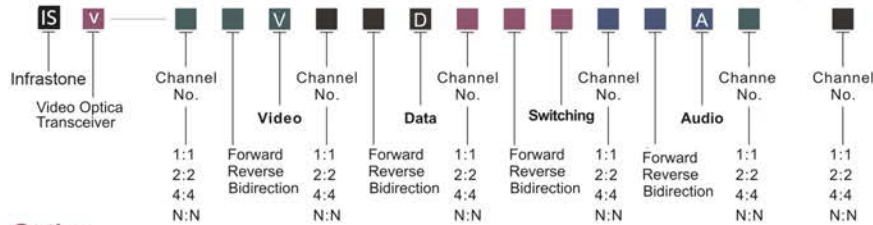


Video Optical Transceiver

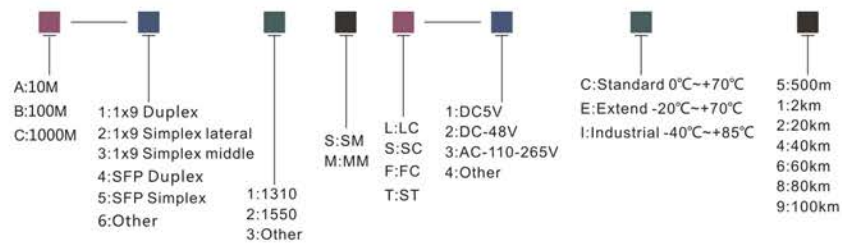
MODEL ISV-16 Black 4U Rackmount

No.	Model	Descriptor	Number of optical
1	ISV-16WVT	16 way video transmitter	1
	ISV-16WVR	16 way video receiver	1
Video+Data			
2	ISV-4WV/1WRVDT	16 way video 1 way reverse data transmitter	1
	ISV-16WV/1WRVDR	16 way video 1 way reverse data receiver	1
3	ISV-16WV/1WBDT	16 way video 1 way bidirection data transmitter	1
	ISV-16WV/1WBDR	16 way video 1 way bidirection data receiver	1
4	ISV-16WV/2WBDT	16 way video 2 way bidirection data transmitter	1
	ISV-16WV/2WBDR	16 way video 2 way bidirection data receiver	1
5	ISV-16WV/4WBDT	16 way video 4 way bidirection data transmitter	1
	ISV-16WV/4WBDR	16 way video 4 way bidirection data receiver	1
Video+Audio			
6	ISV-16WV/1WBAT	16 way video 1 way bidirection audio transmitter	1
	ISV-16WV/1WBAR	16 way video 1 way bidirection audio receiver	1
7	ISV-16WV/2WBAT	16 way video 2 way bidirection audio transmitter	1
	ISV-16WV/2WBAR	16 way video 2 way bidirection audio receiver	1
8	ISV-16WV/4WBAT	16 way video 4 way bidirection audio transmitter	1
	ISV-16WV/4WBAR	16 way video 4 way bidirection audio receiver	1

ORDERING INFORMATION



Option



Note: 1.Need to specify power supply when require for EU, US standards, otherwise; 2.Optical video converter transmission default direction for the forward and omitted the transmission direction identifier; 3.Optical video converter does not expand its functions to omit the function identifier.

EX: ISV-16WV/4WBAR-B1SMLC1E1

External power supply Video Optical Transceiver, 16 channels forward video, 4 channels bidirectional audio, 1x9 BIDI light module with side fiber port, wavelenght:1550nm, FC fiber port, DC/ 5V , working temperature:-20°C~+70°C, transmission distance is 2km.

ISV-16

Black 4U Rackmount

FEATURES

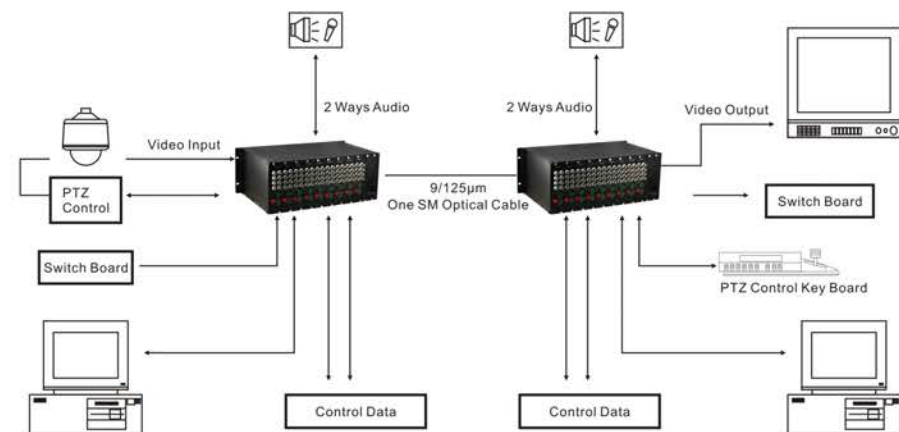
- 10-digit coding and non-compression video transmission;
- Automatically reply for overloading protection;
- Status indicating;
- No electromagnetic, frequency and ground current interference;
- Surface mounted technology;
- Advanced auto-adaptive technology avoiding on-site electric or optical adjustment;
- LED status indicating the operation of the surveillance.

APPLICATIONS

- Intelligent Transportation System
- Connection of Sub-network for Surveillance Center
- Public Security Surveillance
- High Way & Toll Station Surveillance
- High Quality Video Conference
- Industrial Closed Circuit Television Surveillance
- TV-live ,audio, phone, Ethernet, transmission



CONNECTING APPLICATION



Media Converter

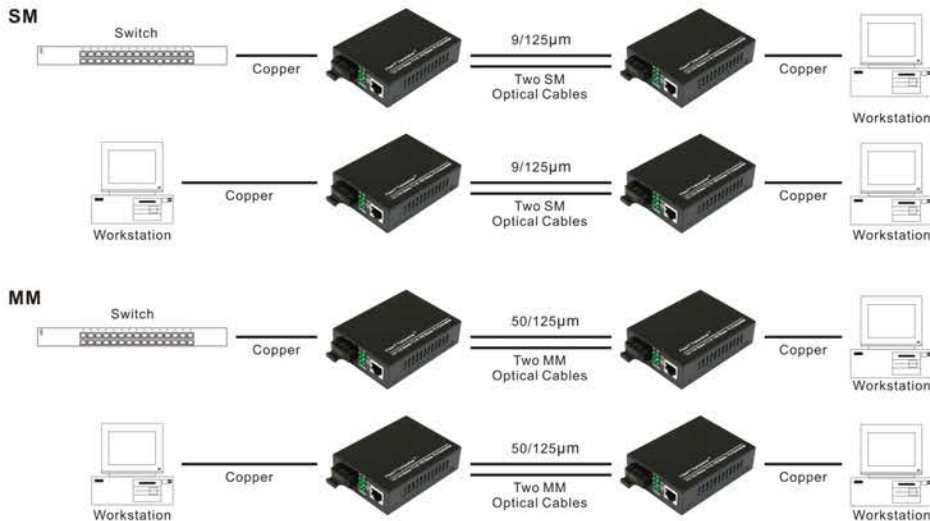
10/100Mbps Dual Fiber Media Converter

DESCRIPTION

Media Converters provide an intelligent solution for fiber optic connectivity where simplicity, low cost, and minimum footprint are the primary considerations. The converters are designed to handle both legacy 10BaseT and 100BaseTX Fast Ethernet devices on their twisted pair port while maintaining 100BaseFX Fast Ethernet transmission on the fiber optic port. Plug-and-play simplicity makes connection easy. Each Media Converter provides a 10/100BaseT/TX auto-negotiating RJ-45 twisted-pair connector port with Auto-MDIX capability for more convenient connection. Built-in 10/100 switch enables the fiber cable connection to operate at 100 Mbps connected to either a 10BaseT or a 100BaseTX network, while remaining completely 100BaseFX standard-compliant. Fiber connection can also operate in full duplex mode whether the RJ-45 port is connected to a full duplex switch or a half duplex hub.




CONNECTING APPLICATION



10/100Mbps Dual Fiber Media Converter

FEATURES

- Complies with IEEE 802.3 10Base-T standards
- Complies with IEEE 802.3u 10/100Base-TX/FX standard
- Max.2M buffer memory built in chip
- Back pressure flow control for full/half duplex IEEE802.3X
- Automatic identification of MDI/MDI-X cross-line
- High-performance 1.4Gbps memory bandwidth
- Complies with FCC, 15 CLASS A and CE MARK



TECHNICAL SPECIFICATIONS

Band Width	RJ 45 Port:10/100Mbps	Optical Port: 155Mbps
Standard Protocol	IEEE802.3 10 Base-T standard IEEE802.3u 10/100Base-TX/FX standard IEEE 802.3X standard.	
Connectors	UTP RJ-45	SC/ST/FC Fiber connector
Operation Mode	Full /Half duplex mode	
Power Supply	External 5V DC 1A Internal AC220V/50Hz Power Consumption ≤5W	
Environmental Parameters	Work Temperature -30°C~+65°C Storage Temperature -40°C~85°C Humidity 5%~90%	
TP Cable	Cat5 UTP cable	
Fiber	Single-mode: 8.3/125, 8.7/125, 9/125 or 10/125µm Multi-mode: 50/125, 62.5/125 or 100/140µm	
Dimensions(mm)	External power supply: 115x70x25 Internal power supply: 115x110x30	

FIBER OPTIC DETAILS

Product Model	Transceiver Type	Wave Length	Distance	Optical Power	Sensibility
ISMD-MM-2	MM	1310nm	2 km	-14~-19dbm	≤-35 dbm
ISMD-SM-25	SM	1310 nm	25 km	-7~-15dbm	≤-35 dbm
ISMD-SM-40	SM	1310 nm	40 km	-7~-15dbm	≤-35 dbm
ISMD-MM-60	SM	1310 nm	60 km	-5~0dbm	≤-35 dbm
ISMD-MM-100	SM	1310nm	100 km	-5~0dbm	≤-35 dbm

Media Converter

10/100Mbps Single Fiber Media Converter

DESCRIPTION

Media Converters provide an intelligent solution for fiber optic connectivity where simplicity, low cost, and minimum footprint are the primary considerations. The converters are designed to handle both legacy 10BaseT and 100BaseTX Fast Ethernet devices on their twisted pair port while maintaining 100BaseFX Fast Ethernet transmission on the fiber optic port. Plug-and-play simplicity makes connection easy. Each Media Converter provides a 10/100BaseT/TX auto-negotiating RJ-45 twisted-pair connector port with Auto-MDIX capability for more convenient connection. Built-in 10/100 switch enables the fiber cable connection to operate at 100 Mbps connected to either a 10BaseT or a 100BaseTX network, while remaining completely 100BaseFX standard-compliant. Fiber connection can also operate in full duplex mode whether the RJ-45 port is connected to a full duplex switch or a half duplex hub.




FEATURES


- Complies with IEEE 802.3 10 Base-T standard
- Complies with IEEE 802.3u 10/100 Base-TX/FX standard
- Max.2M buffer memory built in chip
- Back pressure flow control for full/half duplex IEEE802.3X
- Automatic identification of MDI/MDI-X cross-line
- High-performance 1.4Gbps memory bandwidth
- Complies with FCC, 15 CLASS A and CE MARK



CONNECTING APPLICATION



10/100Mbps Single Fiber Media Converter



TECHNICAL SPECIFICATIONS

Band Width	RJ 45 Port:10/100Mbps	Optical Port: 155Mbps
Standard Protocol	IEEE802.3 10 Base-T standard IEEE802.3u 10/100Base-TX/FX standard IEEE 802.3X standard.	
Connectors	UTP RJ-45	SC/ST/FC Fiber connector
Operation Mode	Full /Half duplex mode	
Power Supply	External 5V DC 1A Internal AC220V/50Hz Power Consumption ≤5W	
Environmental Parameters	Work Temperature -30°C~+65°C Storage Temperature -40°C~+85°C Humidity 5%~90%	
TP Cable	Cat5 UTP cable	
Fiber	Single-mode: 8.3/125, 8.7/125, 9/125 or 10/125µm	
Dimensions(mm)	External power supply: 115x70x25 Internal power supply: 155x110x30	

FIBER OPTIC DETAILS

Product Model	Transceiver Type	Wave Length	Distance	Optical Power	Sensibility
ISMSA-25	SX/A	1310 nm	25 km	-7~-15 dbm	≤-35 dBm
ISMSR-25	SX/B	1550 nm	25 km	-7~-15 dbm	≤-35 dBm
ISMSA-25	SX/A	1310 nm	40 km	-7~-15 dbm	≤-35 dBm
ISMSR-25	SX/B	1550 nm	40 km	-7~-15 dbm	≤-35 dBm

Media Converter

10/100/1000Mbps Single Fiber Media Converter

DESCRIPTION

Our new infrastone metal media converter are compact size units with metal cases to fulfill comply the FCC emission standards. The 1000Base-TX and the 1000Base-FX converter feature LED diagnostics for Power, Activity, Link and Full Duplex / Half Duplex operation. All converters are fully compliant with the IEEE 802.3 & 802.3u IEEE 802.3X Fast Ethernet standards and feature one STP-RJ45 10/100/1000Base-TX port as well as one Fiber Optic 1000Base-FX (SC/ST/MTRJ)port. Installation of the Fast Ethernet converter is simple and straight forward. The powerful features are as 10/100/1000 Auto Negotiation, Auto cross over for TP port, Fiber Link Alarm, Voltage supervisor, and support switch mode & pure converter mode.




FEATURES

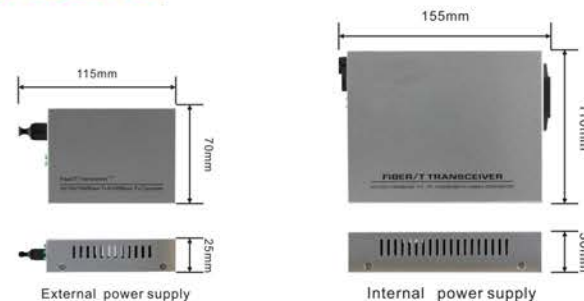
- Complies with IEEE 802.3 10 Base-T standard.
- Complies with IEEE 802.3u 10/100 Base-TX/FX standard.
- Complies with IEEE 802.3X standard.
- Automatic identification of MDI/MDI-X cross line.
- 10/100/1000 Mbps port with full/half duplex auto-negotiation
- Back pressure flow control for full duplex
- Converter mode with auto-change-forward (Switch) function.
- Back pressure flow control for full/half duplex IEEE802.3X.
- Automatic identification of MDI/MDI-X cross-line.
- High-performance 1.4Gbps memory bandwidth.
- Complies with FCC, 15 CLASS A and CE MARK.



CONNECTING APPLICATION



10/100/1000Mbps Single Fiber Media Converter



TECHNICAL SPECIFICATIONS

Band Width	RJ 45 Port: 10/100Mbps	Optical Port: 155Mbps
Standard Protocol	IEEE802.3 10 Base-T standard	
	IEEE802.3u 10/100Base-TX/FX standard	
	IEEE 802.3X standard.	
Connectors	UTP RJ-45	SC/ST/FC Fiber connector
Operation Mode	Full /Half duplex mode	
Power Supply	External 5V DC 1A	
	Internal AC220V/50Hz	
	Power Consumption ≤5W	
Environmental Parameters	Work Temperature -30°C~+65°C	
	Storage Temperature -40°C~+85°C	
	Humidity 5%~90%	
TP Cable	Cat5 UTP cable	
Fiber	Single-mode: 8.3/125, 8.7/125, 9/125 or 10/125µm	
Dimensions(mm)	External power supply: 115x70x25	
	Internal power supply: 155x110x30	

FIBER OPTIC DETAILS

Product Model	Transceiver Type	Wave Length	Distance	Optical Power	Sensibility
ISMSA-25-G	SX/A	1310 nm	25 km	-6~-12 dbm	≤-24 dBm
ISMSR-25-G	SX/B	1550 nm	25 km	-6~-12 dbm	≤-24 dBm
ISMSA-25-G	SX/A	1310 nm	40 km	-3~-8 dbm	≤-24 dBm
ISMSR-25-G	SX/B	1550 nm	40 km	-3~-8 dbm	≤-24 dBm

We recomand infrastone fiber cable with our fiber media converter.

Media Converter


10/100/1000Mbps Dual Fiber Media Converter

DESCRIPTION

All Fast Ethernet Converters from Infrastone are compact size units with metal cases to fulfill comply the FCC emission standards. The 1000Base-TX and the 1000Base-FX converter feature LED diagnostics for Power, Activity, Link and Full Duplex / Half Duplex operation. All converters are fully compliant with the IEEE 802.3 & 802.3u IEEE 802.3X Fast Ethernet standards and feature one STP-RJ45 10/100/1000Base-TX port as well as one Fiber Optic 1000Base-FX (SC/ST/MTRJ)port. Installation of the Fast Ethernet converter is simple and straight forward. The powerful features are as 10/100/1000 Auto Negotiation, Auto cross over for TP port, Fiber Link Alarm, Voltage supervisor, and support switch mode & pure converter mode.




CONNECTING APPLICATION



10/100/1000Mbps Dual Fiber Media Converter

FEATURES

- Complies with IEEE 802.3 10 Base-T standard.
- Complies with IEEE 802.3u 10/100 Base-TX/FX standard.
- Complies with IEEE 802.3X standard.
- Automatic identification of MDI/MDI-X cross line.
- 10/100/1000 Mbps port with full/half duplex auto-negotiation
- Back pressure flow control for full duplex
- Converter mode with auto-change-forward (Switch) function.
- Back pressure flow control for full/half duplex IEEE802.3X.
- Automatic identification of MDI/MDI-X cross-line.
- High-performance 1.4Gbps memory bandwidth.
- Complies with FCC, 15 CLASS A and CE MARK.



TECHNICAL SPECIFICATIONS

Band Width	RJ 45 Port:10/100Mbps	Optical Port: 155Mbps
Standard Protocol	IEEE802.3 10 Base-T standard IEEE802.3u 10/100Base-TX/FX standard IEEE 802.3X standard.	
Connectors	UTP RJ-45	SC/ST/FC Fiber connector
Operation Mode	Full /Half duplex mode	
Power Supply	External 5V DC 1A Internal AC220V/50Hz Power Consumption ≤5W	
Environmental Parameters	Work Temperature -30°C~+65°C Storage Temperature -40°C~+85°C Humidity 5%~90%	
TP Cable	Cat5 UTP cable	
Fiber	Single-mode: 8.3/125, 8.7/125, 9/125 or 10/125µm Multi-mode: 50/125, 62.5/125 or 100/140µm	
Dimensions(mm)	External power supply: 115x70x25 Internal power supply: 155x110x30	

FIBER OPTIC DETAILS

Product Model	Transceiver Type	Wave Length	Distance	Optical Power	Sensibility
ISMD-SM-20-G	SM	1310nm	20 km	-6~-12dbm	≤-24 dbm
ISMD-SM-40-G	SM	1310 nm	40 km	-3~-8dbm	≤-24 dbm
ISMD-SM-60-G	SM	1550 nm	60 km	-6~0dbm	≤-24 dbm
ISMD-MM-05-G	MM	850 nm	500 m	-6~-12dbm	≤-24 dbm

We recomand infrastone fiber cable with our fiber media converter.

Media Converter Card




DESCRIPTION

Media converter card is fast Ethernet media converter. It can be inserted into rack-mount chassis or inserted into standalone shell. The converter mediates between a 10/100/1000 Base-TX segment and a 100Base-FX segment. It is primarily designed for large, higher speed/ bandwidth demanding workgroups that require expansion of the Ethernet network. It can extend the conventional 10M Ethernet or 100/1000M fast Ethernet to 2km-80km via the fast Ethernet fiber optical line. It is high-performance, cost effective and flexible solutions for a wide range of applications in the field of broadband WAN established by data network operators as Telecast, Netcom, Unicom, or industrial broadband industrial personalized network of government, finance, oil, police, force, railway, power, transportation, education, etc.

Media Converter Card

FEATURES

- It can be inserted into rack-mount chassis or inserted into stand-alone shell.
- It has SNMP management function when SNMP stand-alone is used in the SNMP media chassis.
- Single-mode, multi-mode, WDM Bi-direction types are available.
- Fully complies with IEEE802.3 10Base-T, IEEE802.3u 100Base-TX/FX standard
- Auto-detection of half/full duplex transfer mode for TX port
- Auto-negotiation of 10/100Mbps rate and Auto-MDI/MDIX for TX port
- Provide switch configuration of half/full duplex transfer mode for FX port
- Extend fiber distance up to 2km for multi-mode fiber and 20-80km for single-mode fiber
- Indication light: POW: Power Indicator, 10/100/1000: Speed Indicator, LINK/ACT:
- Transmission Indicator, FDX: Full-duplex or half duplex Indicator, FX: Fiber Indicator,
- TX: Raster Line Indicator
- Easy-to-view LED indicators provides status to easily monitor network activity
- Available for SNMP management and no management



Media Converter Chassis



DESCRIPTION

Media Converter Chassis provides higher rack mount media converter density for large installations that can accommodate rear access to the chassis for power supply maintenance. The High port density allows a variety of media converter solutions to be housed in a minimum amount of rack spaces for enterprise-level businesses and carriers. Redundant, fan-cooled load-sharing power supplies can be hot-swapped to ensure system uptime.

FEATURES

- Cross flow cooling fan built-in
- Number of slots: 14
- 14 Slots Chassis: 10/100M or 10/100/1000M stand-alone external power supply media converters

14 Slots Media Converter Chassis

TECHNICAL SPECIFICATIONS

Number of slots	14
14slots chassis	10/100M or 1000M or 10/100/1000M stand-alone media converters
Power in	AC 100 V~260 V /50Hz
Power out	DC 5V , 12A
Diameter of DC plug(mm)	2.5/5.5mm
Ripple	≤50Mv
Noise	≤50Mv
Protection of power supply	circuit-breaker when over voltage ;circuit-breaker when over flow ; circuit-breaker when short circuit
Operating Temperature	-30°C~+65°C
Storage Temperature	-20°C~+85°C
Humidity	5%~95%
Dimensions(mm)	488x240x90




Media Converter Chassis



16 Slots Media Converter Chassis

TECHNICAL SPECIFICATIONS

Number of slots	16
14slots chassis	10/100M or 1000M or 10/100/1000M stand-alone media converters
Power in	AC 100 V~260 V/50Hz
Power out	DC 5V , 12A
Slot port type	2x18p
Ripple	≤50Mv
Noise	≤50Mv
Protection of power supply	circuit-breaker when over voltage ;circuit-breaker when over flow ; circuit-breaker when short circuit
Operating Temperature	-30°C~+65°C
Storage Temperature	-20°C~+85°C
Humidity	5%~95%
Dimensions(mm)	488x335x90



DESCRIPTION

Media Converter Chassis provides higher rack mount media converter density for large installations that can accommodate rear access to the chassis for power supply maintenance. The High port density allows a variety of media converter solutions to be housed in a minimum amount of rack spaces for enterprise-level businesses and carriers. Redundant, fan-cooled load-sharing power supplies can be hot-swapped to ensure system uptime.

FEATURES

- Cross flow cooling fan built-in
- Number of slots : 16
- 16 Slots Chassis:10/100M or 10/100/1000M stand-alone external power supply media converters

DIN Rail Media Converter

Infrastone mounted Media Converter

FEATURES

- Provide lower time delay data transfer
- Completely transparent to network protocols
- Using a dedicated ASIC chip to realize data wire-speed transmission
- Supports SFP optical transceiver
- Supports wide operating temperature range(Extended: -20°C~+70°C)
- Support a full range of transmission distance(0~ 120 km)
- DIN-Rail mountable
- Plastic,Ip30 protection



SPECIFICATIONS

	100BaseFX	1000BaseFX
Protocol Standard	IEEE802.3,802.3u,802.3x	
RJ 45 Port	10/100 BaseT(X)	10/100/1000 BaseT(X)
Wave Length	850nm/1310nm/1550nm	
Fiber Port	100BaseFX	1000BaseFX

	100BaseFX		1000BaseFX	
	Multi-mode	Single-mode	Multi-mode	Single-mode
Distance	2km,1310nm	25km,1310nm	500m,850nm	25km,1310nm
Max.	-20dBm	-10dBm	-10dBm	-10dBm
Min.	-14dBm	-3dBm	-3dBm	-3dBm
Sensitivity	< -18dBm	< -30dBm	< -18dBm	< -22dBm

	100BaseFX	1000BaseFX
Input Voltage	5V	
Power	5W	
Operating Temperature	-20°C~+70°C	
Storage Temperature	-40°C~+85°C	
Ambient Relative Humidity	5~95%(non-condensing)	

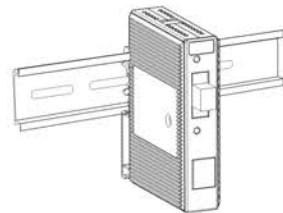
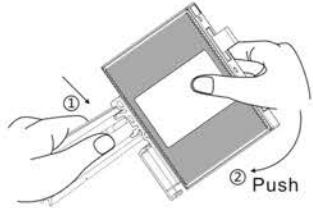
	100BaseFX	1000BaseFX
Housing	Plastic,Ip30 protection	
Dimensions	100x86x25mm	
Weight	98g	
Out carton Dimensions	215x120x58mm	
Out carton Weight	190g	
Installation	DIN-Rail mounting	



Media Converter

Infrastone mounted Media Converter

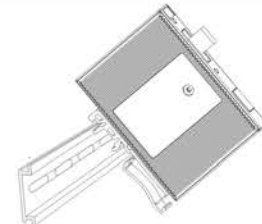
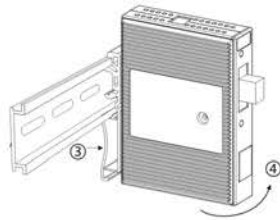
Installation



Insert the top of the DIN- Rail into the slot(Position ①), then press as the direction indicated by arrow ②.

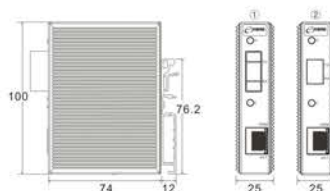
The DIN-Rail attachment (Buckle) will snap DIN-Rail at the right position.

Dismantling

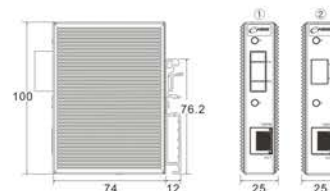


To remove fiber media converter from the DIN-rail,lightly press the below parts of DIN-Rail attachment (Position ③), then pull it as the direction indicated by arrow ④.

Detach fiber media converter from DIN-Rail.



1x9 Fiber Transceiver



SFP Fiber Transceiver

Unit:mm

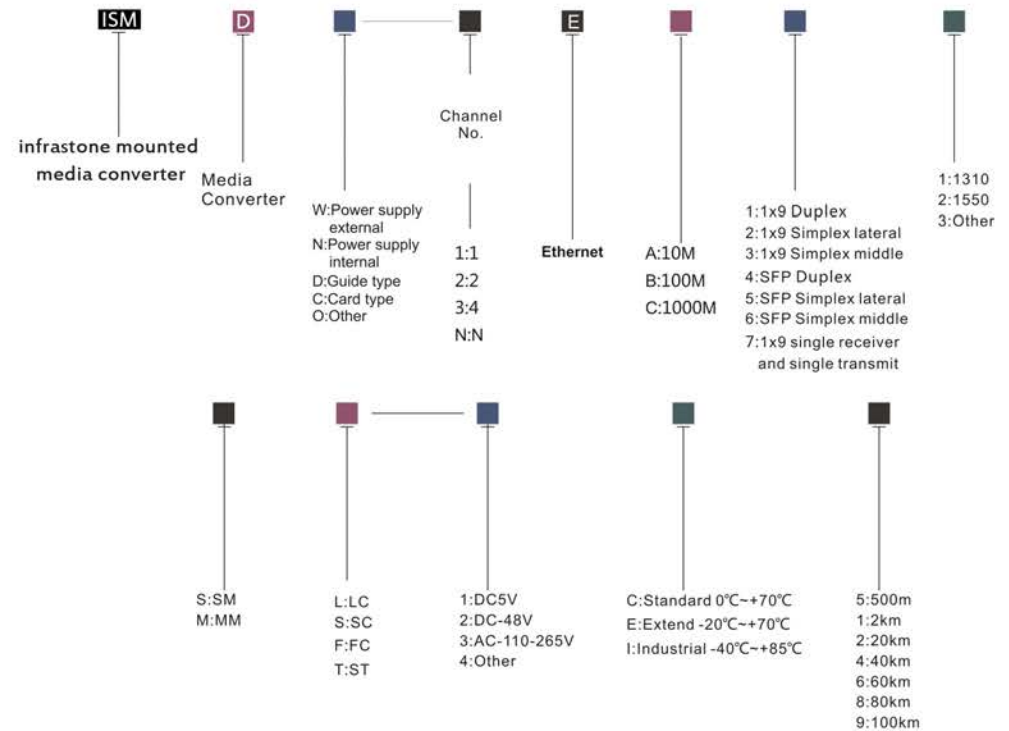
10/100M MEDIA CONVERTOR TEST RESULT

Summary							
Frame Size(byte)	64.00	128.00	256.00	512.00	1,024.00	1,280.00	1,528.00
Resolution	1.00%	1.00%	1.00%	1.00%	1.00%	1.00%	1.00%
Accept Loss	0.00%	0.00%	0.00%	0.00%	0.00%	0.00%	0.00%
Rate(pkt/sec)(52,12,1)->(52,12,2)	148,809.00	84,459.00	45,289.00	23,496.00	11,973.00	9,615.00	8,127.00
Last passed percentage%(52,12,1)->(52,12,2)	100.00%	100.00%	100.00%	100.00%	100.00%	100.00%	100.00%

10/100/1000M MEDIA CONVERTOR TEST RESULT

Summary							
Frame Size(byte)	64.00	128.00	256.00	512.00	1,024.00	1,280.00	1,528.00
Resolution	1.00%	1.00%	1.00%	1.00%	1.00%	1.00%	1.00%
Accept Loss	0.00%	0.00%	0.00%	0.00%	0.00%	0.00%	0.00%
Rate(pkt/sec)(52,12,1)->(52,12,2)	1,488,095.00	844,594.00	452,898.00	234,962.00	119,731.00	96,153.00	81,274.00
Last passed percentage%(52,12,1)->(52,12,2)	100.00%	100.00%	100.00%	100.00%	100.00%	100.00%	100.00%

ORDERING INFORMATION



Note: 1.Need to specify power supply when require for EU, US standards, otherwise.

Optical Network Transceiver Manufacturer

INFRASTONE SFP Optical Transceivers
SX , LX

DESCRIPTION

The SFP transceivers are high performance, cost effective modules supporting dual data-rate of 1.25Gbps/1.0625Gbps and 20km transmission distance with SMF.
The transceiver consists of three sections: a FP laser transmitter, a PIN photo diode integrated with a trans-impedance preamplifier (TIA) and MCU control unit. All modules satisfy class 1 laser safety requirements.
The transceivers are compatible with SFP Multi-Source Agreement (MSA) and SFF-8472. For information, please refer to SFP MSA.



FEATURES

- Dual data-rate of 1.25Gbps/1.063Gbps operation
- 1310nm FP laser and PIN photodetector for 20km transmission
- Compliant with SFP MSA and SFF-8472 with duplex LC receptacle
- Digital Diagnostic Monitoring: Internal Calibration or External Calibration
- Compliant with SONET OC-24-LR-1
- Compliant with RoHS
- +3.3 single power supply
- Operating case temperature:
Standard Models: 0°C~+70°C
Wide Operating Temp Models:-40°C~+85°C
Storage Temperature:-40°C~+85°C
Ambient Relative Humidity:5~95%(non-condensing)

APPLICATIONS

- High-speed storage area networks
- Computer cluster cross-connect
- Custom high-speed data pipes
- LTE optical repeater application

TECHNICAL SPECIFICATIONS

	Gigabit Ethernet												
	SFP-SX	SFP-LSX	SFP-LX	SFP-LH	SFP-LHX	SFP-ZX	SFP-EZX	SFP-10A	SFP-10B	SFP-20A	SFP-20B	SFP-40A	SFP-40B
Wave-length	850nm	1310nm	1310nm	1310nm	1310nm	1550nm	1550nm	TX1310nm Rx1550nm	TX1550nm Rx1310nm	TX1310nm Rx1550nm	TX1550nm Rx1310nm	TX1310nm Rx1550nm	TX1550nm Rx1310nm
Max. TX	-4dBm	-1dBm	-3dBm	-2dBm	1dBm	5dBm	5dBm	-3dBm		-2dBm		2dBm	
Min. TX	-9.5dBm	-9dBm	-9.5dBm	-8dBm	-4dBm	0dBm	0dBm	-9dBm		-8dBm		-3dBm	
RX Sensitivity	-18dBm	-19dBm	-20dBm	-23dBm	-24dBm	-24dBm	-30dBm	-21dBm		-23dBm		-23dBm	
Link Budget	8.5dB	10dB	10.5dB	15dB	20dB	24dB	30dB	12dB		15dB		20dB	
Typical Distance	550m ^a	2km ^b	10km ^c	30km ^c	40km ^c	80km ^c	110km ^c	10km ^c		20km ^c		40km ^c	
Saturation	0dBm	-3dBm	-3dBm	-3dBm	-3dBm	-3dBm	-3dBm	-1dBm		-1dBm		-1dBm	

a. 50/125µm, 400MHz*km or 62.5/125MHz*km @850nm multi-mode fiber optic cable
b. 62.5/125µm, 750MHz*km @1310nm multi-mode fiber optic cable
c. 9/125µm single-mode fiber optic cable